


# The Ants Go Marching

## Role-Play Pages



## The Ants Go Marching

This packet contains 9 pages.

### Small Group Instructions:

1. Have your students color the signs.
2. Punch holes and tie string to make “necklaces.”
3. Each student can step forward, or role-play at the appropriate time in the song.

### Classroom Instructions:


1. Print these pages on heavy card stock.
2. Distribute pages to your students, and have them color the image.  
(More than one student can have each image.)
3. When the appropriate word is sung, students can raise their signs.



# The Ants Go Marching

## Role-Play Pages

---



one



# The Ants Go Marching

## Role-Play Pages





thumb



# The Ants Go Marching

## Role-Play Pages



two

○

# The Ants Go Marching

---

## Role-Play Pages






shoe



# The Ants Go Marching

## Role-Play Pages



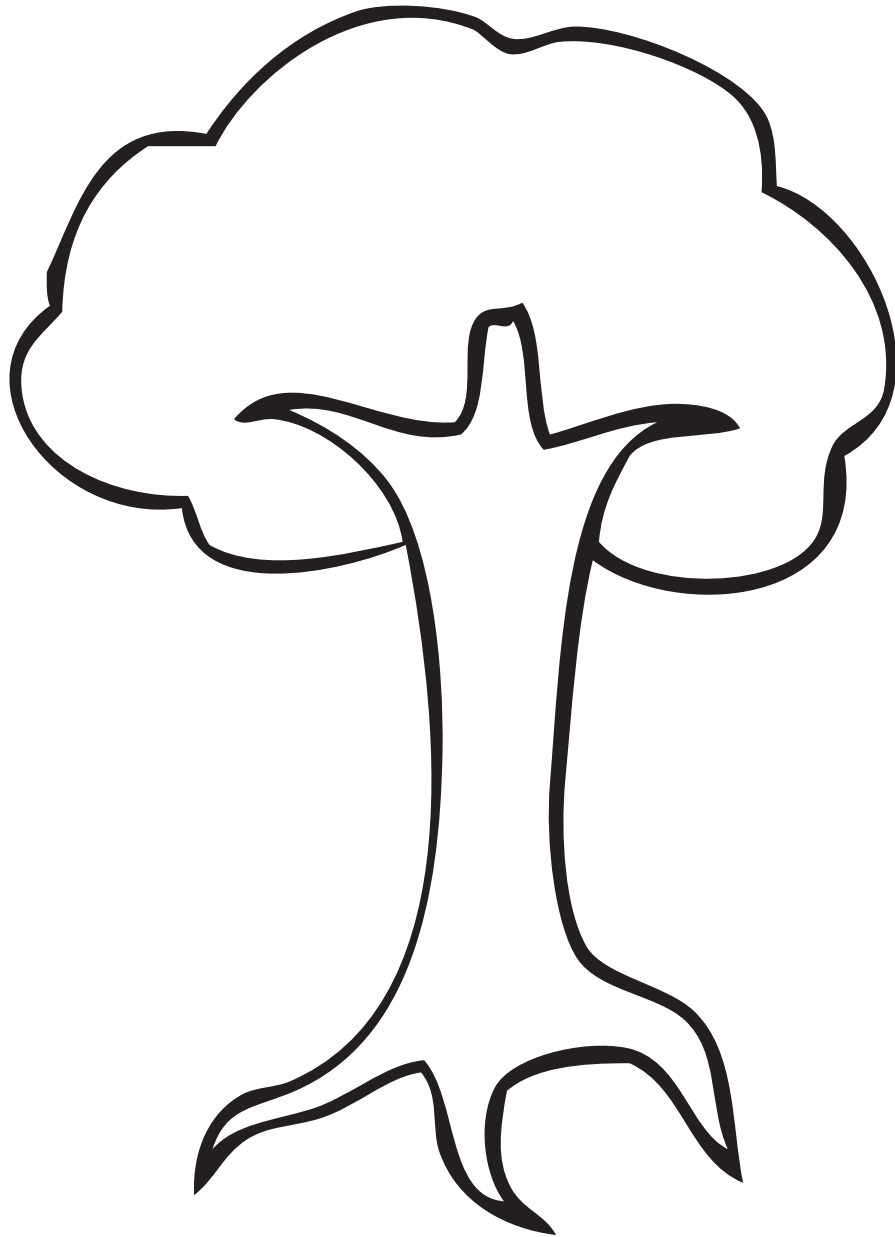
three



# The Ants Go Marching

---

## Role-Play Pages




tree

○

# The Ants Go Marching

---

## Role-Play Pages




four

○

# The Ants Go Marching

---

## Role-Play Pages



door