


# Musical Valentines Game



## Instructions:


**Materials:** cardstock, music.

- Print the game templates on the cardstock. There should be one piece of cardstock for everyone playing. Secretly mark an X on the back of one of the cards.
- Lay the pages on the floor in a random assortment.
- Everyone walks around, dances, and moves however they like while the music is playing.
- When the music is stopped everyone has to find a piece of cardstock to stand on and jump the amount of times equal to the number of hearts on their piece. (If yours has five hearts, jump five times.)
- When you're ready to end the game, have the children flip their pieces of cardstock over. The one with the X gets a special prize.








More musical learning resources are available at [SongsForTeaching.com](http://SongsForTeaching.com)

©2011 Educators' Circle, LLC. All rights reserved.



More musical learning resources are available at [SongsForTeaching.com](http://SongsForTeaching.com)  
©2011 Educators' Circle, LLC. All rights reserved.





More musical learning resources are available at [SongsForTeaching.com](http://SongsForTeaching.com)

©2011 Educators' Circle, LLC. All rights reserved.

