



# Water Creatures - Ocean Food Chain

## The "Gulp Gulp" Song

**Lesson Objective:** Children will discuss previous knowledge about how fish live in water, not on land, and about the food chain of the ocean.

### Interactive Dialogue

- Encourage the children to share what they know about fish. (Answers will vary.)
- Share the many pictures from the Water Creatures Visual Aids and talk about the uniqueness of each creature.
- Focus dialogue on where fish can be found.
- Explore with the children why fish can't live on land.
- Introduce the Ocean Food Chain Visual Aids. Place these on the display board to help teach the lesson and the song.
- Ask, "What do you think fish eat?"
- Elicit responses from the children about which fish they think might eat others. Why?
- Explain the concept of food chain and why it is important.
- Give each child one of the ocean animal necklaces (from the Ocean Food Chain Bridging Activity file).
- Listen to the song *The "Gulp Gulp" Song* and have the children observe as you do the movements.
- Invite the children to learn the song and movements. Walk the children through the movements in short segments. Have them repeat the movements as you say the words to the song.
- Play the song and have the children sing and do movements. Repeat.

### Recommended Booklist

- Cole, Joanna & Bruce Degen. *The Magic School Bus on the Ocean Floor.*
- Cole, Joanna & Bruce Degen. *The Magic School Bus Gets Eaten: Book About Food Chains.*
- Florian, Douglas. *In the Swim.*
- Lauber, Patricia. *Who Eats What?*
- Pallota, Jerry. *Dory Story.*

### Related Activities

1. Play "Sharks & Fish" with the children. One person is the shark, the others are fish and play "tag."
2. During clean up, pretend to be sharks and have the sharks pick up trash. Explain that this is a helpful job sharks do for the ocean -- they clean the ocean by eating dead ocean life.
3. Explore the web by searching for ocean predators. Read about them together.
4. Visit an aquarium in your area. Look for ocean predators.




# Water Creatures - Ocean Food Chain


## Visual Aids

For complete & full page versions, insert Cool Creatures Companion Data CD and open the **All Level Graphics folder/Water Creatures file**. Additional samples of this file can be found in the Bright Beginners and Magical Minds sections on the Water Creatures pages.

Instructions: Project each picture on a screen OR print on 8½"x11" card stock and laminate if desired. Attach a magnet strip or Velcro on back of each letter for use on a magnetic or felt board.



For full page versions of the Visual Aids below, insert Cool Creatures Companion Data CD and open the **Super Smarties/Ocean Food Chain** folder. Follow instructions above.




Sea Snail



Fish



Octopus



Shark



Shark's Teeth



Whale



Whale's Mouth








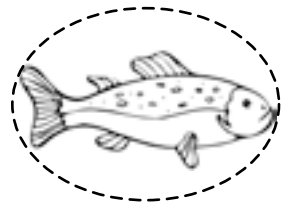


# School of fish


# Water Creatures - Ocean Food Chain Bridging Activity

For full page versions, insert Cool Creatures Companion Data CD and open the **Super Smarties/ Ocean Food Chain** folder.

Instructions:

- a) Print as many colored water creature pages on 8½"x11" card stock as needed for each child to have one. Cut along dashed lines, laminate if desired. Punch holes where indicated, reinforce holes with reinforcement labels and insert a ribbon for necklace tie to use with song.  
Or
- b) Print fish pages on 8½"x11" card stock from the included blackline master, one for each child. Use this fish as a coloring, cutting and assembling activity for the children and use as manipulative with the song.









## In the Ocean, Predators Eat Smaller Animals for Their Food



Color each ocean creature. Then number the animals in the order in which they appear in the food chain.

